

# Macroprudential and Monetary Policies: Implications for Financial Stability and Welfare\*

Margarita Rubio<sup>†</sup>

José A. Carrasco-Gallego<sup>‡</sup>

University of Nottingham

University of Nottingham and Universidad Rey Juan Carlos

December 2013

## Abstract

In this paper, we analyze the implications of macroprudential and monetary policies for business cycles, welfare, and financial stability. We consider a dynamic stochastic general equilibrium (DSGE) model with housing and collateral constraints. A macroprudential rule on the loan-to-value ratio (LTV), which responds to credit growth, interacts with a traditional Taylor rule for monetary policy. We compute the optimal parameters of these rules both when monetary and macroprudential policies act in a coordinated and in a non-coordinated way. We find that both policies acting together unambiguously improves the stability of the system. In both cases, this interaction is welfare improving for the society, especially in the case of the non-coordinated game. However, there is a trade-off between the agents of the model and savers lose with this new policy. We find though that there is room for an improvement in the efficiency following the Kaldor-Hicks criterion, so that borrowers can compensate the saver's welfare loss.

Keywords: Macroprudential, monetary policy, welfare, financial stability , loan-to-value, Kaldor-Hicks efficiency

JEL Classification: E32, E44, E58

---

\*The authors would like to thank the discussants and participants of the IREBS Conference 2012, Dynare Conference, ReCapNet Conference, CEUS Workshop 2013, and the IFABS Conference 2013, as well as the seminar participants at the Bank of England, the Federal Reserve Board, the Federal Reserve Bank of St. Louis, the Central Bank of Luxembourg, the BBVA and the University of Nottingham. Special thanks to Matteo Iacoviello, John Duca, Pau Rabanal, Carlos Thomas, Antonio Mele, Rafael Repullo and Jagjit S. Chadha. We are responsible for all errors.

<sup>†</sup>University of Nottingham, University Park, Sir Clive Granger Building, Nottingham. e-mail. margarita.rubio@nottingham.ac.uk.

<sup>‡</sup>Universidad Rey Juan Carlos, Madrid, Spain. e-mail. jose.carrasco@urjc.es.

*"Normally, however, the policy rate is not the only available tool, and much better instruments are available for achieving and maintaining financial stability. Monetary policy should be the last line of defence of financial stability, not the first line."* Svensson (2012)

## 1 Introduction

The housing sector is key to understand how the recent financial crisis developed and therefore crucial for designing recovery and prevention policies. The financial crisis was born in the housing sector, grew in the financial sector and had its final consequences in the real sector. Financial innovations made the financial system increasingly complex and interconnected, driving to an expansion of systemic risk, especially through the mortgage market. In this context, when house prices collapsed, micro-prudential policies, those dedicated to prevent the risk from each company, had not managed to avoid the contagion to the real sector and the crisis spread across the financial system to the real economy. Then, a great recession affected the whole economy, causing a high level of unemployment. Thus, from a policy perspective, traditional measures have not seemed to be sufficient to, first, avoid the crisis and, second, have a fast and effective recovery.

As a result, several institutions have implemented macroprudential tools in order to explicitly promote the stability of the financial system in a global sense, not just focusing on individual companies. The goal of this kind of regulation is to avoid the transmission of financial shocks to the broader economy. Some examples of macroprudential tools are asset-side tools (loan-to-value (LTV) and debt-to-income ratio caps), liquidity-based tools (countercyclical liquidity requirements) or capital-based tools (countercyclical capital buffers, sectoral capital requirements or dynamic provisions).

The LTV requirement is a limit on the value of a loan relative to the underlying collateral (e.g. residential property). Several studies have pointed out that higher LTV ratios combined with higher risk mortgages contributed to the mortgage crisis.<sup>1</sup> The LTV is nowadays described as one of the main macroprudential instruments to “mitigate and prevent excessive credit growth and leverage” by the European Systemic Risk Board.<sup>2</sup> Within the EU, LTV limits are available in the national prudential framework of 16 Member States.<sup>3</sup>

The aim of this paper is to evaluate the implications of a macroprudential LTV tool for business

---

<sup>1</sup>See, for instance, Abraham et al. (2008) and Duca et al. (2011).

<sup>2</sup>See Recommendation of the European Systemic Risk Board (2013).

<sup>3</sup>More world results are available in Lim et al. (2011).

cycles, financial stability, and welfare, as well as its interaction with monetary policy. In order to do that we use a dynamic stochastic general equilibrium (DSGE) model which features a housing market. The modelling framework consists of an economy composed by borrowers and savers. In particular, our model imposes a limit on borrowing, that is, loans need to be collateralized by a proportion of the value of the assets that the borrower owns. This proportion can be interpreted as a loan-to-value. The macroprudential tool we propose is a rule that automatically reduces loan-to-values when there is a boom, therefore limiting the expansion of credit. We assume that there exists a macroprudential Taylor-type rule for the LTV ratio, so that it responds to credit growth, in the spirit of the Basel III regulation which aims at avoiding episodes of excessive credit growth, followed by the macroprudential regulator. The monetary policy literature has extensively shown that simple rules result in a good performance; therefore, it seems sensible to apply this kind of rules to macroprudential supervision. This microfounded general equilibrium model allows us to explore all the interrelations that appear between the real economy and the credit market. Furthermore, such a model can deal with welfare-related questions.

In the context of this model, we address several research questions. First, we study the welfare gain for each agent and for the aggregate both for different levels of a static LTV and for different values of the reaction parameters of the macroprudential rule. In this way, we discuss the welfare trade-offs that may appear between borrowers and savers. Second, we find the combination of monetary and macroprudential policy parameters that maximize welfare when the macroprudential regulator and the central bank are coordinated and when they are not. Third, we find a Pareto improving outcome to overcome this trade-off. Then, we study the dynamics of the model under the optimal parameters. Finally, graphically convey our results to highlight the effects on macroeconomic and financial stability of introducing a new macroprudential policy based on the LTV ratio.

The rest of the paper continues as follows: Section 1.1 reviews the literature. Section 2 describes the model. Section 3 presents the welfare analysis. Section 4 computes the optimal parameter combination of the different policies in a coordinated and in a non-coordinated situation. It also develops a rule to obtain a Pareto improving outcome, presents results from simulations, and conveys the results graphically to show the effects of the macroprudential policy on financial and macroeconomic stability. Section 5 concludes.

## 1.1 Related Literature

Our paper fits into the literature that introduces a macroprudential rule and studies its effects using a DSGE model. There are other examples of the study of macroprudential policies in such a framework. For instance, Antipa et al. (2010) uses a DSGE model to show that macroprudential policies would have been effective in smoothing the past credit cycle and in reducing the intensity of the recession. Another example is Borio and Shim (2007), which emphasizes the complementary role of macroprudential policy to monetary policy and its supportive role as a built-in stabilizer. As well, N.Diaye (2009) shows that monetary policy can be supported by countercyclical prudential regulation. Angelini et al. (2011) uses a DSGE model with a banking sector and shows interactions between capital requirements ratios as a macroprudential tool and monetary policy; they find that macroprudential policies are most helpful to counter financial shocks that lead the credit and asset price booms. We find in our paper that macroprudential policies moderate credit booms. Furthermore, for housing demand shocks, the combination of the macroprudential and the monetary policies manage to control credit without moderating the real effects of the boom.

Since there is an extensive consensus that the origin of the last crisis is related to real estate booms and busts, we have focused on the effects of a macroprudential tool based on the housing sector. However, while most papers in the field tend to analyze macroprudential policy through the lens of a countercyclical bank leverage rule (e.g. Angelini et al., 2012, Meh and Moran, 2011), in our paper, we study how a key element of the real estate sector, namely the LTV, can serve as a macroprudential tool to improve financial stability.<sup>4</sup> With a macroprudential orientation, Kannan, Rabanal and Scott (2012) also examines a monetary policy rule that reacts to prices, output and changes in collateral values with a macroprudential instrument based on the LTV; they remark the importance of identifying the source of the shock of the housing or price boom when assessing policy optimality. Funke and Paetz (2012) consider a non-linear version of a macroprudential rule for the LTV. Following this literature, we propose a macroprudential policy based on a Taylor-type automatic rule.<sup>5</sup> By analogy with monetary policy, rule-based macroprudential tools – for example, automatic stabilizers – appear appealing (Goodhart, 2004).

A central issue that we cover in our paper is the interaction between monetary and macroprudential policies. The first question that arises is what the objective of the macroprudential authority should

---

<sup>4</sup>Borio et al. (2001) also evaluated limits on the LTV.

<sup>5</sup>See Borio and Shim (2007) for a distinction is between rules and discretion in calibrating the tools of macroprudential policy.

be. In recent years, research on macroprudential issues has been wide and intense<sup>6</sup> and more and more academics and policy makers considered that “the ultimate objective of macro-prudential policy is to contribute to the safeguard of the stability of the financial system as a whole” (Recommendation of the European Systemic Risk Board, 2013). In this way, Almeida, Campello and Liu (2006) has studied the effect on the amplitude of the credit cycle results from the mitigating impact of more stringent LTV ratios on the ‘financial accelerator’ mechanism. They find that when a positive income shock leads to an increase in housing prices, the increase in borrowing is expected to be lower in countries with lower LTV ratios. Gelain et al (2013) evaluate various policy action that might be used to dampen the resulting excess volatility, including a direct response to house-price growth or credit growth in the central bank’s interest rate rule, the imposition of a more restrictive loan-to-value ratio, and the use of a modified collateral constraint that takes into account the borrower’s wage income. We contribute to this line of research finding that when we use the macroprudential policy based on the LTV, both the macroeconomy and the financial system become more stable. To illustrate that, we construct policy frontiers (Taylor curves) including not only the traditional objectives of monetary policy but also the objective of the macroprudential regulator; financial stability. As a measure of financial stability we propose the variability of borrowing. The three-dimensional policy frontier shows graphically that the macroprudential policy unambiguously helps to achieve a more stable financial and macroeconomic situation.

Concerning the interaction between monetary and macroprudential policies, a second question that arises is whether both policies should act in a coordinated or in a non-coordinated way. There is no consensus about this issue. For instance, Bean et al. (2010), with a DSGE model adapted from Gertler and Karadi (2011), studies how the use of a macroprudential policy tool based on a lump-sum levy or subsidy on the banking sector might affect the conduct of monetary policy. Their results suggest that monetary and macroprudential policies should be coordinated, since they are not merely substitutes, but they mention that the issue of coordination needs to be studied further. Beau et al. (2012) claims that it is preferable to have a combination of separate objectives for monetary and macroprudential policies, with monetary policy taking the macroeconomic effects of macroprudential policy into account in choosing interest rates, that is, the non-coordinated case would be preferable. Angelini et al (2012) studies the coordination issue in a context in which the macroprudential regulator uses capital requirements as a tool to achieve financial stability. They find that lack of cooperation between a macroprudential authority

---

<sup>6</sup>See Galati and Moessner (2013) for an extensive review.

and a central bank may actually generate conflicting policies and therefore cooperation is preferred. In our paper, we also distinguish between the cases of coordination and non-coordination to try to shed some light to this issue. As argued by Svensson (2012), we find that the non-coordination game delivers higher social welfare and therefore is preferable. When each authority focuses on its own objective, they are more effective in minimizing both macroeconomic and financial variability.

Finally, measuring the potential welfare improvement of macroprudential policies has deserved special attention of the academics. Some papers have found that the macroprudential reaction to exogenous shocks can make some people better off (typically borrowers), but not every type of households, or not in all cases. For instance, Lambertini, Mendicino and Punzi (2013) extends the Iacoviello and Neri (2010) model to incorporate news shocks and a macroprudential rule on the LTV. They find that an optimized LTV-ratio rule that responds to credit growth is a Pareto-improving policy compared to the use of a constant LTV ratio. Campbell and Hercowitz (2009), performed a welfare analysis in a DSGE model with borrowers and savers and determined that although high LTV ratios have a direct positive effect on welfare through constraint relaxation, other indirect effects may dominate. Angelini et al (2012) also discusses the issue and conclude that there is no regime that makes all agents better-off. They claim that the optimal (from a welfare perspective) monetary and macroprudential policies may depend on which agent's welfare is used as objective in the computation of the policies, and also on the type of shock considered. In our paper, we actively contribute to this discussion. We focus on highlighting the welfare trade-offs between agents in order to carefully characterize the conditions under which there is room for Pareto improvements. By analyzing welfare for a static LTV, we find an LTV threshold below which there is room for Pareto improving solutions. However, for higher values the trade-off between borrowers and savers appears. Since, a plausible value for the LTV tends to be higher than this value, when calculating the optimal macroprudential rule, we also observe this trade-off. We propose a system of transfers *à-la*-Kaldor-Hicks, in which the borrowers would compensate the savers so that they are indifferent between having or not the macroprudential policy. We find the condition to obtain a new outcome that is desirable for the society. Under such condition, there is no agent that would lose with the introduction of the new macroprudential policy and the whole society would gain.<sup>7</sup>

The new direction of the literature on macroprudential policies seem to investigate the cross-country spillovers of policies, especially in the context of monetary unions. Although our paper is closed economy,

---

<sup>7</sup>This is the first time that this criterion is applied in the macroprudential context albeit it is widely used in regulatory analysis in Law and Economics. See for instance Posner (2007).

there have been several attempts to extend the setting to the open economy. Quint and Rabanal (2013) and Brzoza-Brzezina et al (2012) study the optimal implementation of macroprudential policies under asymmetric shocks and different country sizes. Rubio (2013) introduces structural cross-country differences and finds that the macroprudential regulator should act in a more aggressive way in those countries with higher financial volatilities.

## 2 Model Setup

The modeling framework is a DSGE model with a housing market, following Iacoviello (2005). The model is solved by log-linearizing the equilibrium equations around a well-defined steady state. The use of DSGE models for the study of macroprudential policies has some limitations and deserves some discussion. When using DSGE models for monetary policy evaluation, the dynamics of the model are matched with the monetary policy transmission mechanism found in the data. However, for macroprudential policies, empirical applications are rare. Furthermore, the macroprudential analysis often refers to the vulnerability of the financial system to exceptional events related to non-equilibrium, which cannot be captured by a DSGE model. At the same time, a drawback of DSGE models is that they are infinite horizons models and therefore are not well suited to incorporate state contingency in a meaningful way. As a result, DSGE models have problems of modelling financial intermediation and frictions (Bean, 2009). However, regardless these limitations, DSGE models are often used for macroprudential analysis since they count with other advantages; first, they can be compared with a benchmark in which there is only monetary policy. Second, they include many sources of shocks that can be used to check for different economic trajectories. Moreover, they rely on general equilibrium analysis and are suitable for simulations to study the impact of new policy instruments. And finally, calibrated parameters can be altered to test for alternative policy scenarios.<sup>8</sup>

The economy features patient and impatient households, a final goods firm, and a central bank which conducts monetary policy. Households work and consume both consumption goods and housing. Patient and impatient households are savers and borrowers, respectively. Borrowers are credit constrained and need collateral to obtain loans. The representative firm converts household labor into the final good. The central bank follows a Taylor rule for the setting of interest rates. The macroprudential authority sets the LTV following a Taylor-type rule.

---

<sup>8</sup>See Brázdik et al, 2012 for further discussion

## 2.1 Savers

Savers maximize their utility function by choosing consumption, housing and labor hours:

$$\max_{C_{s,t}, H_{s,t}, N_{s,t}} E_0 \sum_{t=0}^{\infty} \beta_s^t \left[ \log C_{s,t} + j_t \log H_{s,t} - \frac{(N_{s,t})^\eta}{\eta} \right],$$

where  $\beta_s \in (0, 1)$  is the patient discount factor,  $E_0$  is the expectation operator and  $C_{s,t}$ ,  $H_{s,t}$  and  $N_{s,t}$  represent consumption at time  $t$ , the housing stock and working hours, respectively.  $1/(\eta - 1)$  is the labor supply elasticity,  $\eta > 0$ .  $j_t$  represents the weight of housing in the utility function. We assume that  $\log(j_t) = \log(j) + u_{j_t}$ , where  $u_{j_t}$  follows an autoregressive process. A shock to  $j_t$  represents a shock to the marginal utility of housing.

Subject to the budget constraint:

$$C_{s,t} + b_t + q_t (H_{s,t} - H_{s,t-1}) = \frac{R_{t-1} b_{t-1}}{\pi_t} + w_{s,t} N_{s,t} + F_t, \quad (1)$$

where  $b_t$  denotes bank deposits,  $R_t$  is the gross return from deposits,  $q_t$  is the price of housing in units of consumption, and  $w_{s,t}$  is the real wage rate.  $F_t$  are lump-sum profits received from the firms. The first order conditions for this optimization problem are as follows:

$$\frac{1}{C_{s,t}} = \beta_s E_t \left( \frac{R_t}{\pi_{t+1} C_{s,t+1}} \right), \quad (2)$$

$$w_t^s = (N_{s,t})^{\eta-1} C_{s,t}, \quad (3)$$

$$\frac{j_t}{H_{s,t}} = \frac{1}{C_{s,t}} q_t - \beta_s E_t \frac{1}{C_{s,t+1}} q_{t+1}. \quad (4)$$

Equation (2) is the Euler equation, the intertemporal condition for consumption. Equation (4) represents the intertemporal condition for housing, in which, at the margin, benefits for consuming housing equate costs in terms of consumption. Equation (3) is the labor-supply condition.

## 2.2 Borrowers

Borrowers solve:



$$\max_{C_{b,t}, H_{b,t}, N_{b,t}} E_0 \sum_{t=0}^{\infty} \beta_b^t \left[ \log C_{b,t} + j_t \log H_{b,t} - \frac{(N_{b,t})^\eta}{\eta} \right],$$

where  $\beta_b \in (0, 1)$  is impatient discount factor, subject to the budget constraint and the collateral constraint:

$$C_{b,t} + \frac{R_{t-1}b_{t-1}}{\pi_t} + q_t (H_{b,t} - H_{b,t-1}) = b_t + W_{b,t}N_{b,t}, \quad (5)$$

$$E_t \frac{R_t}{\pi_{t+1}} b_t = k_t E_t q_{t+1} H_{b,t}, \quad (6)$$

where  $b_t$  denotes bank loans and  $R_t$  is the gross interest rate.  $k_t$  can be interpreted as a loan-to-value ratio. The borrowing constraint limits borrowing to the present discounted value of their housing holdings. The first order conditions are as follows:

$$\frac{1}{C_{b,t}} = \beta_b E_t \left( \frac{R_t}{\pi_{t+1} C_{b,t+1}} \right) + \lambda_t R_t, \quad (7)$$

$$w_{b,t} = (N_{b,t})^{\eta-1} C_{b,t}, \quad (8)$$

$$\frac{j_t}{H_{b,t}} = \frac{1}{C_{b,t}} q_t - \beta_b E_t \left( \frac{1}{C_{b,t+1}} q_{t+1} \right) - \lambda_t k_t E_t (q_{t+1} \pi_{t+1}). \quad (9)$$

where  $\lambda_t$  denotes the multiplier on the borrowing constraint.<sup>9</sup> These first order conditions can be interpreted analogously to the ones of savers.

## 2.3 Firms

### 2.3.1 Final Goods Producers

There is a continuum of identical final goods producers that operate under perfect competition and flexible prices. They aggregate intermediate goods according to the production function

$$Y_t = \left[ \int_0^1 Y_t(z)^{\frac{\varepsilon-1}{\varepsilon}} dz \right]^{\frac{\varepsilon}{\varepsilon-1}}, \quad (10)$$

---

<sup>9</sup>Through simple algebra it can be shown that the Lagrange multiplier is positive in the steady state and thus the collateral constraint holds with equality.

where  $\varepsilon > 1$  is the elasticity of substitution between intermediate goods. The final good firm chooses  $Y_t(z)$  to minimize its costs, resulting in demand of intermediate good  $z$ :

$$Y_t(z) = \left( \frac{P_t(z)}{P_t} \right)^{-\varepsilon} Y_t. \quad (11)$$

The price index is then given by:

$$P_t = \left[ \int_0^1 P_t(z)^{1-\varepsilon} dz \right]^{\frac{1}{\varepsilon-1}}. \quad (12)$$

### 2.3.2 Intermediate Goods Producers

The intermediate goods market is monopolistically competitive. Following Iacoviello (2005), intermediate goods are produced according to the production function:

$$Y_t(z) = A_t N_{s,t}(z)^\alpha N_{b,t}(z)^{(1-\alpha)}, \quad (13)$$

where  $\alpha \in [0, 1]$  measures the relative size of each group in terms of labor.<sup>10</sup> This Cobb-Douglas production function implies that labor efforts of constrained and unconstrained consumers are not perfect substitutes. This specification is analytically tractable and allows for closed form solutions for the steady state of the model. This assumption can be economically justified by the fact that savers are the managers of the firms and their wage is higher than the one of the borrowers.<sup>11</sup>

$A_t$  represents technology and it follows the following autoregressive process:

$$\log(A_t) = \rho_A \log(A_{t-1}) + u_{At}, \quad (14)$$

where  $\rho_A$  is the autoregressive coefficient and  $u_{At}$  is a normally distributed shock to technology. We normalize the steady-state value of technology to 1.

Labor demand is determined by:

$$w_{s,t} = \frac{1}{X_t} \alpha \frac{Y_t}{N_{s,t}}, \quad (15)$$

---

<sup>10</sup>Notice that the absolute size of each group is one.

<sup>11</sup>It could also be interpreted as the savers being older than the borrowers, therefore more experienced.

$$w_{b,t} = \frac{1}{X_t} (1 - \alpha) \frac{Y_t}{N_{b,t}}, \quad (16)$$

where  $X_t$  is the markup, or the inverse of marginal cost.<sup>12</sup>

The price-setting problem for the intermediate good producers is a standard Calvo-Yun setting. An intermediate good producer sells its good at price  $P_t(z)$ , and  $1 - \theta, \in [0, 1]$ , is the probability of being able to change the sale price in every period. The optimal reset price  $P_t^*(z)$  solves:

$$\sum_{k=0}^{\infty} (\theta\beta)^k E_t \left\{ \Lambda_{t,k} \left[ \frac{P_t^*(z)}{P_{t+k}} - \frac{\varepsilon/(\varepsilon-1)}{X_{t+k}} \right] Y_{t+k}^*(z) \right\} = 0, \quad (17)$$

where  $\varepsilon/(\varepsilon-1)$  is the steady-state markup.

The aggregate price level is then given by:

$$P_t = \left[ \theta P_{t-1}^{1-\varepsilon} + (1-\theta) (P_t^*)^{1-\varepsilon} \right]^{1/(1-\varepsilon)}. \quad (18)$$

Using (17) and (18), and log-linearizing, we can obtain a standard forward-looking New Keynesian Phillips curve  $\hat{\pi}_t = \beta E_t \hat{\pi}_{t+1} - \psi \hat{x}_t + u_{\pi t}$ , that relates inflation positively to future inflation and negatively to the markup ( $\psi \equiv (1-\theta)(1-\beta\theta)/\theta$ ).  $u_{\pi t}$  is a normally distributed cost-push shock.<sup>13</sup>

## 2.4 Monetary Policy

We consider a Taylor rule which responds to inflation and output growth:

$$R_t = (R_{t-1})^\rho \left( (\pi_t)^{(1+\phi_\pi^R)} (Y_t/Y_{t-1})^{\phi_y^R} R \right)^{1-\rho} \varepsilon_{Rt}, \quad (19)$$

where  $0 \leq \rho \leq 1$  is the parameter associated with interest-rate inertia,  $\phi_\pi^R \geq 0$  and  $\phi_y^R \geq 0$  measure the response of interest rates to current inflation and output growth, respectively.  $\varepsilon_{Rt}$  is a white noise shock with zero mean and variance  $\sigma_\varepsilon^2$ .

## 2.5 A Macroprudential Rule for the LTV

In standard models, the LTV ratio is a fixed parameter which is not affected by economic conditions. However, we can think of regulations of LTV ratios as a way to moderate credit booms. When the

<sup>12</sup>Symmetry across firms allows us to write the demands without the index  $z$ .

<sup>13</sup>Variables with a hat denote percent deviations from the steady state.

LTV ratio is high, the collateral constraint is less tight. And, since the constraint is binding, borrowers will borrow as much as they are allowed to. Lowering the LTV tightens the constraint and therefore restricts the loans that borrowers can obtain. Recent research on macroprudential policies has proposed Taylor-type rules for the LTV ratio so that it reacts inversely to variables such that the growth rates of GDP, credits, the credit-to-GDP ratio or house prices. These rules can be a simple illustration of how a macroprudential policy could work in practice. Here, we assume that there exists a macroprudential Taylor-type rule for the LTV ratio, so that it responds to credit growth, in the spirit of the Basel III regulation which aims at avoiding episodes of excessive credit growth.<sup>14</sup>

$$k_t = k_{SS} \left( \frac{B_t}{B_{t-1}} \right)^{-\phi_b^k}, \quad (20)$$

where  $k_{SS}$  is a steady state value for the loan-to-value ratio, and  $\phi_b^k \geq 0$  measures the response of the loan-to-value to the credit growth. This kind of rule would deliver a lower LTV ratio in booms, when there is excessive credit growth, therefore restricting the credit in the economy and avoiding a credit boom derived from good economic conditions (and symmetrically for recessions).<sup>15</sup>

## 2.6 Equilibrium

The market clearing conditions are as follows:

$$Y_t = C_{s,t} + C_{b,t}. \quad (21)$$

The total supply of housing is fixed and it is normalized to unity:

$$H_{s,t} + H_{b,t} = 1. \quad (22)$$

---

<sup>14</sup>See Kannan et al (2012) for a similar specification.

<sup>15</sup>The feasibility of implementing a LTV rule at quarterly frequency may be questionable in practice. However, as the Committee on the Global Financial System (2012) suggests, once the legal and operational infrastructure is in place, LTV changes can be implemented rather rapidly, given that many jurisdictions have ample experience with these tools at the practical level.

### 3 Welfare

#### 3.1 Welfare Measure

To assess the normative implications of the macroprudential and monetary policies, we numerically evaluate the welfare derived in each case. As discussed in Benigno and Woodford (2008), the two approaches that have recently been used for welfare analysis in DSGE models include either characterizing the optimal Ramsey policy, or solving the model using a second-order approximation to the structural equations for given policy and then evaluating welfare using this solution. As in Mendicino and Pescatori (2007), we take this latter approach to be able to evaluate the welfare of the two types of agents separately.<sup>16</sup> The individual welfare for savers and borrowers, respectively, as follows:

$$W_{s,t} \equiv E_t \sum_{m=0}^{\infty} \beta_s^m \left[ \log C_{s,t+m} + j \log H_{s,t+m} - \frac{(N_{s,t+m})^\eta}{\eta} \right], \quad (23)$$

$$W_{b,t} \equiv E_t \sum_{m=0}^{\infty} \beta_b^m \left[ \log C_{b,t+m} + j \log H_{b,t+m} - \frac{(N_{b,t+m})^\eta}{\eta} \right], \quad (24)$$

Following Mendicino and Pescatori (2007), we define social welfare as a weighted sum of the individual welfare for the different types of households:

$$W_t = (1 - \beta_s) W_{s,t} + (1 - \beta_b) W_{b,t}. \quad (25)$$

Each agent's welfare is weighted by her discount factor, respectively, so that the all the groups receive the same level of utility from a constant consumption stream.

However, in order to make the results more intuitive, we present welfare changes in terms of consumption equivalents. The consumption equivalent measure defines the constant fraction of consumption that households should give away in order to obtain the benefits of the macroprudential policy. A positive value means a welfare gain, that is, how much the consumer would be willing to pay to obtain the welfare improvement. Then, when there is a welfare gain, households would be willing to pay in consumption units for the measure to be implemented because it is welfare improving. We use as a benchmark the welfare evaluated when the macroprudential policy is not active and compare it with the

---

<sup>16</sup>We used the software Dynare to obtain a solution for the equilibrium implied by a given policy by solving a second-order approximation to the constraints, then evaluating welfare under the policy using this approximate solution, as in Schmitt-Grohe and Uribe (2004). See Monacelli (2006) for an example of the Ramsey approach in a model with heterogeneous consumers.

welfare obtained when such policy is implemented. The derivation of the welfare benefits in terms of consumption equivalent units is as follows:

$$CE_s = \exp \left[ (1 - \beta_s) (W_s^{MP} - W_s^*) \right] - 1, \quad (26)$$

$$CE_b = \exp \left[ (1 - \beta_b) (W_b^{MP} - W_b^*) \right] - 1, \quad (27)$$

where the superscripts in the welfare values denote the benchmark case when macroprudential policies are not introduced and the case in which they are, respectively.<sup>17</sup>

### 3.2 Welfare Trade-offs

The literature typically finds that the macroprudential reaction to exogenous shocks can make some people better off (typically borrowers), but not every type of households, or not in all cases. This is why, welfare comparisons should not only be made on the basis of an ad hoc aggregate welfare function but disaggregating welfare between agents, to highlight the trade-offs that may appear between them.

In this section, we first compute welfare for each individual and for the aggregate, when we have a static LTV. Then, we numerically evaluate welfare gains when we introduce a macroprudential rule, given the Taylor rule.

Figure 1 presents welfare gains, in consumption equivalents, for different values of the LTV, when there is no macroprudential rule in place. Here, we observe that up to a threshold LTV value, there is room for Pareto optimal policies. However, starting from a value of 0.55, there is a trade-off between borrowers and savers in terms of welfare when we keep increasing the LTV. Large values of the LTV harm borrowers while savers benefit from the increase. Social welfare decreases. This result is in line with that of Campbell and Hercowitz (2009), who performed a welfare analysis in a DSGE model with borrowers and savers and determined that although high LTV ratios have a direct positive effect on welfare through constraint relaxation, other indirect effects may dominate. Notice that  $k$ , the LTV ratio, is a parameter that strongly affects the collateral constraint. A small change in this parameter can cause very large changes in borrowing that can be excessive. Higher LTVs lead to higher consumption levels, because borrowing constraints are always binding: the more borrowers are offered, the more they take. But this in turn, as shown in Campbell and Hercowitz (2009), changes relative prices. In particular, higher

---

<sup>17</sup>We follow Ascari and Ropele (2009).

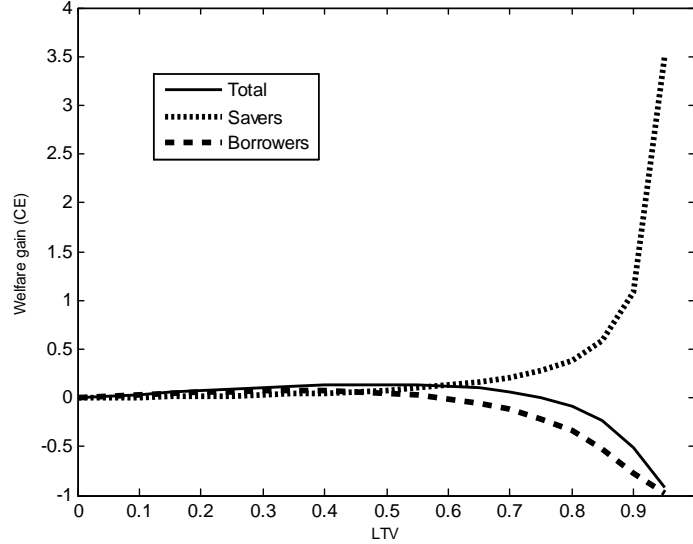


Figure 1: Welfare gains from increasing the LTV ratio, everything else constant. Benchmark case: no macroprudential regulator.

consumption levels imply higher interest rates. This could lead to a situation of overindebtedness in the sense that high repayments could offset the positive effects on constraint relaxation. In turn, higher interest rates imply higher returns on saving for savers. Smith (2009) shows that these results do not rely on the specific assumptions of Campbell and Hercowitz (2009); even in the simplest model with borrowers, savers, and collateral constraints, this effect takes place.<sup>18</sup>

Figure 2 shows the welfare gains from introducing a macroprudential tool in the economy, given the Taylor rule. We use a steady-state value of the LTV of 0.9. Therefore, we are in a region in which trade-offs should appear. Leaving fixed monetary policy, we present welfare for a continuum of values of the reaction parameters in the LTV rule, from a less to a more aggressive rule. The figure is very informative because it shows welfare gains for each agent in the economy and for the aggregate. The conclusions we can obtain from the figure are the following; Using both policy measures at the same time is unambiguously welfare enhancing, as we can observe from the solid line. We can see that welfare increases by more, the larger the response of the LTV to credit growth is, but up to a point in which welfare stops increasing. The figure also shows the trade-off between borrowers and savers' welfare, illustrated by the difference between the two dashed lines. Borrowers' welfare increases with the introduction of the macroprudential rule because tightening the collateral constraint avoids situations

<sup>18</sup>Huggett (1997) also found a similar result, but in this case is the reduction in the precautionary motive for saving, driven by the looser borrowing constraints, what leads to the increase in the interest rate.

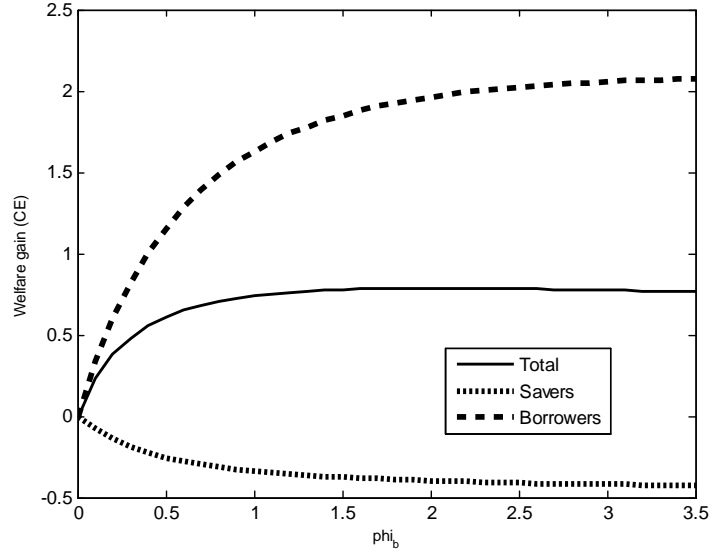


Figure 2: Welfare gains from introducing the macroprudential rule, given monetary policy (different values of the reaction parameter for borrowing).

of overindebtness in which debt repayments are a burden for them. Furthermore, borrowers can benefit from more financial stability in the economy, as we will show later on. Notice that borrowers have a collateral constraint which is always binding and this does not allow them make consumption smoothing. They do not have an Euler equation to smooth consumption as savers do. A more stable financial system smooths their consumption path thus mitigating the negative effects of the collateral constraint. This welfare gain is at the expense of savers, who lose from having this measure in the economy, given that they are not financially constrained. However, the borrower's welfare gain compensates the loss of the savers and globally, the measure is welfare increasing.

Next section performs an optimal policy analysis in order to assess which are the combination of values of the reaction parameters which would maximize welfare and make policy recommendations on this issue.

## 4 Optimal Policy Analysis

### 4.1 Optimal Parameters

In this section, we aim at finding the optimal combination of policy parameters that maximizes welfare. For this purpose, we are going to consider three different cases; a benchmark case in which there is only a monetary authority that acts in the traditional way, using the interest rate as an instrument. Then, we



include a macroprudential authority that introduces an extra instrument, the LTV ratio. We study the interaction between the two authorities from two perspectives, when they act both from a coordinated and a non-coordinated way.

The optimal policy analysis, in models with financial frictions, deserves some discussion. In the standard new Keynesian model, the central bank aims at minimizing the variability of output and inflation to reduce the distortion introduced by nominal rigidities and monopolistic competition. However, in models with collateral constraints, welfare analysis and the design of optimal policies involves a number of issues not considered in standard sticky-price models. In models with constrained individuals, there are two types of distortions: price rigidities and credit frictions. This creates conflicts and trade-offs between borrowers and savers. Savers may prefer policies that reduce the price stickiness distortion. However, borrowers may prefer a scenario in which the pervasive effect of the collateral constraint is softened. Borrowers operate in a second-best situation. They consume according to the borrowing constraint as opposed to savers that follow an Euler equation for consumption. Borrowers cannot smooth consumption by themselves, but a more stable financial system would provide them a setting in which their consumption pattern is smoother. Therefore, in order to assess the optimality of policies, factors that help borrowers smooth their consumption should be included. Studies show that, in these kind of models, financial variables should be included in the loss function that the policy maker aims at minimizing.<sup>19</sup>

In the standard sticky-price model, the Taylor rule of the central bank is consistent with a loss function that includes the variability of inflation and output. In order to rationalize the Taylor rule of the macroprudential regulator, we follow Angelini et al. (2002) in which they assume that the loss function in the economy also contains financial variables, namely borrowing variability, as a proxy for financial stability. Then, there would be a loss function for the economy that would include not only the variability of output and inflation but also the variability of borrowing:  $L = \sigma_\pi^2 + \lambda_y \sigma_y^2 + \sigma_b^2$  where  $\sigma_\pi^2$ ,  $\sigma_y^2$  and  $\sigma_b^2$  are the variances of inflation, output and borrowing.  $\lambda_y \geq 0$ , represents the relative weight of the central bank to the stabilization of output.<sup>20</sup>

If the central bank and the macroprudential regulator coordinate, they would aim at jointly minimizing the loss function each one with its own instrument. The problem becomes analogous to the Mundell's

---

<sup>19</sup> Andrés et al. (2009) find that optimal monetary policy may involve a trade-off between the stabilization of inflation, output gap, consumption gap and the distribution of the collateral asset between constrained and unconstrained consumers.

<sup>20</sup>This loss function would be consistent with studies that make a second-order approximation of the utility of individuals and find that it differs from the standard case by including financial variables.

assignment rule in which each arm of policy concentrates on a single task, addressing the issue it cares most about, and making coordination of policy trivial.<sup>21</sup> Following this line of argument, we consider a case in which we jointly optimize the parameters of both rules.

However, Svensson (2012) argues that conducting monetary policy and financial-stability policy in an integrated way may be inappropriate, since monetary policy and financial-stability policy are distinct and separate policies with different objectives and different instruments. Tinbergen (1952) put forth what we now call the ‘Tinbergen principle,’ that policymakers need at least one independent policy instrument for each policy objective. Since the policy interest rate is used by monetary policymakers to achieve the objective of price stability, at least one other instrument is required to achieve the additional objective of financial stability of macroprudential policy. Svensson (2012) suggests that monetary policy should be in charge of price stability while macroprudential policy should address financial stability. He argues that monetary policy should be conducted taking the conduct of macroprudential policy into account, and vice-versa, as in a Nash equilibrium rather than a coordinated equilibrium. Therefore, we study a second case in which the central bank and the macroprudential regulator play a non-coordinated game. The central bank would find the optimal parameters in its policy rule, taking the macroprudential regulator behavior as given. Similarly, the macroprudential authority would find the best response given monetary policy. The intersection of these two best responses would give us the Nash equilibrium.

In order to contribute to the discussion and evaluate the welfare gains of introducing macroprudential policies, we first compute the optimal parameters of the Taylor rule for monetary policy, assuming that there is no macroprudential regulator. Then, we compute the optimal monetary and macroprudential policies for the coordinated and the non-coordinated game. We compare all situations in terms of welfare, presenting results in consumption equivalents.

Table 1 shows the optimal parameter values and the welfare gains in consumption equivalents, taking as a benchmark the situation without macroprudential policy. We also present the implied volatilities:

---

<sup>21</sup>See Mundell (1962).

**Table 1: Optimal Macroprudential and Monetary Policy mix**

	Benchmark	Coordinated	Non-coordinated
$\phi_b^{k*}$	-	0.8	0.7
$1 + \phi_\pi^{R*}$	16.1	1.3	1.7
$\phi_y^{R*}$	8.2	0.5	1
Social Welfare Gain	-	0.024	0.041
Borrowers Welfare Gain	-	0.22	0.31
Savers Welfare Gain	-	-0.16	-0.21
$\sigma_b^2$	1.4308	1.1861	1.1767
$\sigma_\pi^2$	0.2183	0.3481	0.3025
$\sigma_y^2$	1.9113	1.7877	1.8087

As expected, when there does not exist a macroprudential regulator, the central bank needs to act in a very aggressive way, given that it only counts with a single instrument to minimize the loss function.<sup>22</sup> We take this case as a benchmark, both for welfare and for macroeconomic and financial volatilities (presented in the first column).

The second column presents the case in which there is a macroprudential regulator that acts in a coordinated way with the central bank. We see that adding this extra instrument produces a welfare gain in the economy. In this case, monetary policy does not need to be as aggressive as in the benchmark case because it counts with the help of the macroprudential policy. However, as already pointed out, there is a trade-off between borrowers and savers and, while borrowers are better-off, savers are not. Furthermore, if we compare the volatilities that this combination of policies generates, with respect to the benchmark case, we observe that the standard deviation of borrowing decreases, which is what makes borrower's welfare increase. In terms of the macroeconomic volatilities, we see that the volatility of output decreases, but this comes at the expense of a higher inflation volatility.<sup>23</sup> This higher inflation volatility contributes to decrease savers' welfare.

Nevertheless, if both authorities act in a non-coordinated way, social welfare gains are even higher. As Svensson (2012) argues, letting each regulator focusing on its own objective, leads to more effective

<sup>22</sup>Notice that here, we are considering that the central bank acts in a traditional way, we are excluding the possibility that financial variables enter in the Taylor rule for the central bank. For further discussion on interactions between different rules, see Kannan et al. (2012) or Rubio and Carrasco-Gallego (2013).

<sup>23</sup>This result is consistent with other studies on macroprudential policies. See for instance, Mendicino et al (2013).

results in reducing volatilities. In this case, monetary policy acts in a more aggressive way, favoring the reduction of the volatility of inflation. The macroprudential authority reaction parameter does not need to be as high as in the previous case to obtain a lower standard deviation of borrowing. As usual, we also observe the same trade-off between borrowers and savers.

## 4.2 Pareto-superior Outcomes

Results from optimal policy analysis show that trade-offs between the two agents appear. However, if the welfare gain that borrowers obtain is large enough, there could be room for Pareto-superior outcomes.

In order to do that, we apply the concept of Kaldor–Hicks efficiency, also known as Kaldor–Hicks criterion.<sup>24</sup> This is a measure of economic efficiency that captures some of the intuitive appeal of Pareto efficiency. Under Kaldor–Hicks efficiency, an outcome is considered more efficient if a Pareto-superior outcome can be reached by arranging sufficient compensation from those that are made better-off to those that are made worse-off so that all would end up no worse-off than before. Kaldor–Hicks does not require compensation actually be paid, merely that the possibility for compensation exists, and thus need not leave each at least as well off.

In our case, our measure for welfare presented in consumption equivalents is given by equations (26) and (27). Since, there is a trade-off between savers and borrowers, introducing the macroprudential policy, both in coordination and non-coordination with monetary policy, produces  $CE_b > 0$  and  $CE_s < 0$ .

Thus, a Kaldor-Hicks improvement to obtain Pareto-superior outcomes would be one in which:

$$CE_b - \varepsilon_b \geq 0$$

and

$$CE_s + \varepsilon_b = 0.$$

Then,

$$\varepsilon_b \geq 1 - \exp \left[ (1 - \beta_s) (W_s^{MP} - W_s^*) \right]. \quad (28)$$

That is, a system of transfers in which the borrowers would compensate the savers with at least amount they are losing, so that they are at least indifferent between having or not the macroprudential policy.

Then, the new outcome would be desirable for the society but there would be no agent that would

---

<sup>24</sup>See Scitovsky (1941).

lose with the introduction of the new policy. Then, if equation (28) holds with equality, the borrower compensates the saver with the exact welfare that is losing. Then, the Kaldor-Hicks improving solution so that the society can achieve a Pareto-superior outcome would be the following:

	Benchmark	Coordinated	Non-coordinated
$\phi_b^{k*}$	-	0.8	0.7
$1 + \phi_\pi^{R*}$	16.1	1.3	1.7
$\phi_y^{R*}$	8.2	0.5	1
Social Welfare Gain	-	0.024	0.041
Borrowers Welfare Gain	-	0.06	0.10
Savers Welfare Gain	-	0	0

### 4.3 Impulse Responses

In order to understand the dynamics of the model and how the LTV rule interacts with monetary policy, in this section, we simulate the impulse responses of the model, using the optimized parameters we found in the previous section. We compare the benchmark (no macroprudential policy) with the case in which monetary and macroprudential policies coexist, both in a coordinated and in a non-coordinated game. We consider a technology shock and a housing demand shock.

The discount factor for savers,  $\beta_s$ , is set to 0.99 so that the annual interest rate is 4% in steady state. The discount factor for the borrowers is set to 0.98.<sup>25</sup> The steady-state weight of housing in the utility function,  $j$ , is set to 0.1 in order for the ratio of housing wealth to GDP to be approximately 1.40 in the steady state, consistent with the US data. We set  $\eta = 2$ , implying a value of the labor supply elasticity of 1.<sup>26</sup> For the parameters controlling leverage, we set  $k_{SS}$  to 0.90, in line with the US data.<sup>27</sup> The labor income share for savers is set to 0.64, following the estimate in Iacoviello (2005). For the Taylor rule, we consider the optimized parameters found in the previous section. For  $\rho$  we use 0.8, which also reflects a realistic degree of interest-rate smoothing.<sup>28</sup>

<sup>25</sup>Lawrance (1991) estimated discount factors for poor consumers at between 0.95 and 0.98 at quarterly frequency. We take the most conservative value.

<sup>26</sup>Microeconomic estimates usually suggest values in the range of 0 and 0.5 (for males). Domeij and Flodén (2006) show that in the presence of borrowing constraints this estimates could have a downward bias of 50%.

<sup>27</sup>See Iacoviello (2011).

<sup>28</sup>As in McCallum (2001).

We assume that technology,  $A_t$ , follows an autoregressive process with 0.9 persistence and a normally distributed shock. We also assume that the weight of housing on the utility function is equal to its value in the steady state plus a shock which follows an autoregressive process with 0.95 persistence.<sup>29</sup> For the reactions parameter in the LTV rule, we use the optimized parameters both for the coordination and non-coordination with monetary policy. Table 3 presents a summary of the parameter values used:

<b>Table 3: Parameter Values</b>		
$\beta_s$	.99	Discount Factor for Savers
$\beta_b$	.98	Discount Factor for Borrowers
$j$	.1	Weight of Housing in Utility Function
$\eta$	2	Parameter associated with labor elasticity
$k$	.9	Loan-to-value ratio
$\alpha$	.64	Labor share for Savers
$X$	1.2	Steady-state markup
$\theta$	.75	Probability of not changing prices
$\rho_A$	.9	Technology persistence
$\rho_j$	.95	Housing demand shock persistence
$\rho$	.8	Interest-Rate-Smoothing Parameter in Taylor Rule

Figure 3 presents impulse responses to a 1 percent shock to technology. Without the macroprudential rule, given the technology shock, output increases and inflation decreases.

In the benchmark case, the interest rate increases, while the LTV remains at its steady state. Given the expansion in the economy, borrowing and housing demand increase, leading to an increase in house prices. However, when the macroprudential rule interacts with monetary policy, the reaction of the interest rate is not as strong. The LTV ratio decreases because borrowing is increasing following the boom and therefore, when the macroprudential rule is in place, borrowing does not increase as much as in the benchmark. Notice that, interestingly, when monetary and macroprudential policies coexist, the interest rate decreases, focusing on stabilizing inflation, while the LTV is cut, to reach the financial stability objective. Here we see, how each policy follow its own objectives, even if a decrease in the interest rate may create a conflict with the objective of the macroprudential regulator.

<sup>29</sup>The persistence of the shocks is consistent with the estimates in Iacoviello and Neri (2010).

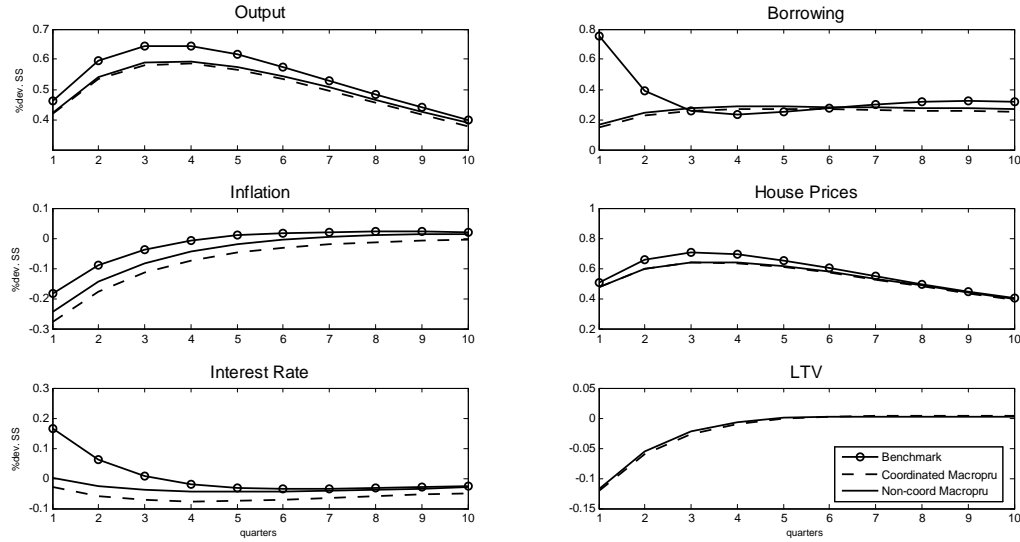


Figure 3: Impulse responses to a technology shock. Optimized parameters.

In figure 4, we see the effects of a 25 percent housing demand shock. Given the increase in house prices, borrowing increases. This directly affects the collateral constraint and borrowers are able to borrow more out of their housing collateral, which is worth more now. The wealth effect permits them consume both more houses and consumption goods. The increase in house prices is, therefore, transmitted to the real economy and output increases. The raise in output generates inflation and the Taylor rule responds with a higher interest rate. This higher interest rate dampens the increase in the price of the asset, the house, especially in the benchmark case in which monetary policy is more aggressive.

When the macroprudential and the monetary policy interact, the LTV decreases to moderate the credit boom. This is the reason why in this case borrowing does not increase as much as in the benchmark case. However, the increase in the interest rate is not as strong as in the benchmark case and therefore the effects on real output of this demand shock are more noticeable. In the case of this shock, the combination of the macroprudential and the monetary policies manage to control credit without moderating the real effects of the boom.

#### 4.4 Financial and Macroeconomic Stability

Results from the optimal policy analysis have shown that the combination of macroprudential and monetary policies deliver a more stable financial and macroeconomic scenario. In order to show graphically these results, we plot an efficiency frontier that includes the three objectives that the policy makers aim

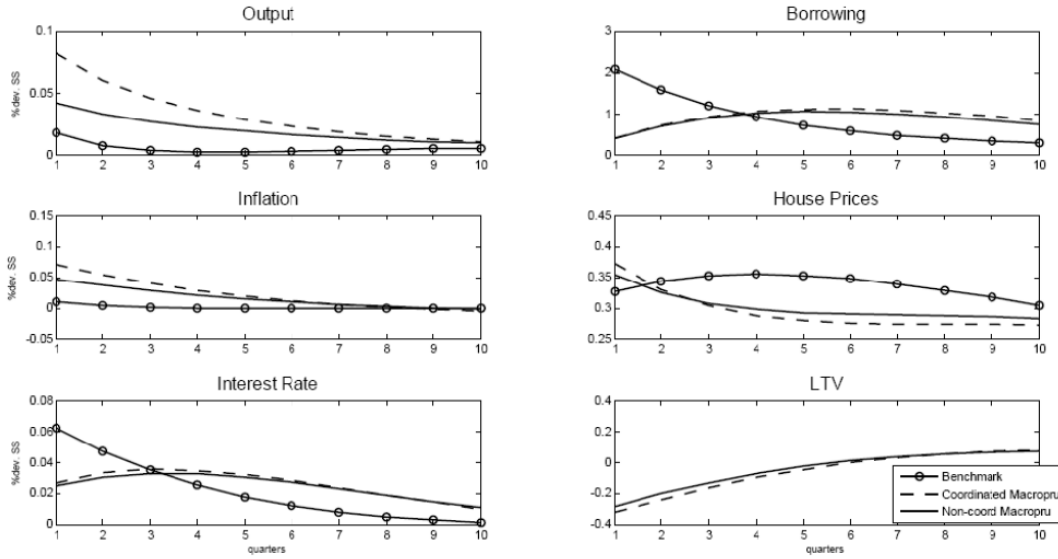


Figure 4: Impulse responses to a house price shock. Optimized parameters.

at minimizing: variability of output, variability of inflation and variability of borrowing.

Policy analysis is usually done through policy frontiers, also known as Taylor curves or efficiency frontiers.<sup>30</sup> This curve shows, given different parameters of the Taylor rule, the combination that delivers the lower output and inflation variability. Therefore, a Taylor curve which is closer to the origin would be more efficient. In order to include the objective of the macroprudential regulator, we present an extended Taylor curve in which we include the variability of borrowing, as a measure to capture financial stability.

We are aware that there is not a widely accepted definition of financial stability or systemic risk. Those are difficult concepts to define and to measure. Many definitions include the interactions between the financial and the real sector.<sup>31</sup> In our model, we characterize the financial sector implicitly: borrowers take credits from savers and sign mortgages to buy houses, the asset of our model. Therefore, the financial system can be proxied by the amount of borrowing that takes place. Within this framework, we propose a measure for financial stability: a low variability of borrowing. In this sense, a lower variance of borrowing would imply a more stable financial system: if the variance of borrowing is lower, credit is smoother. A more stable financial system contributes to a lower systemic risk. Our model fits this idea. Borrowers do not have an Euler equation that allows them to smooth their consumption, as savers do. If the variability of the borrowing is lower then borrowers can sign mortgages in a smoother way and also can achieve a more stable consumption. The financial sector will be more stable and also the real sector.

<sup>30</sup>See for instance Iacoviello (2005) that evaluates a Taylor rule responding to house prices with a policy frontier.

<sup>31</sup>See Galvão and Owyang (2013) for a discussion on the topic.



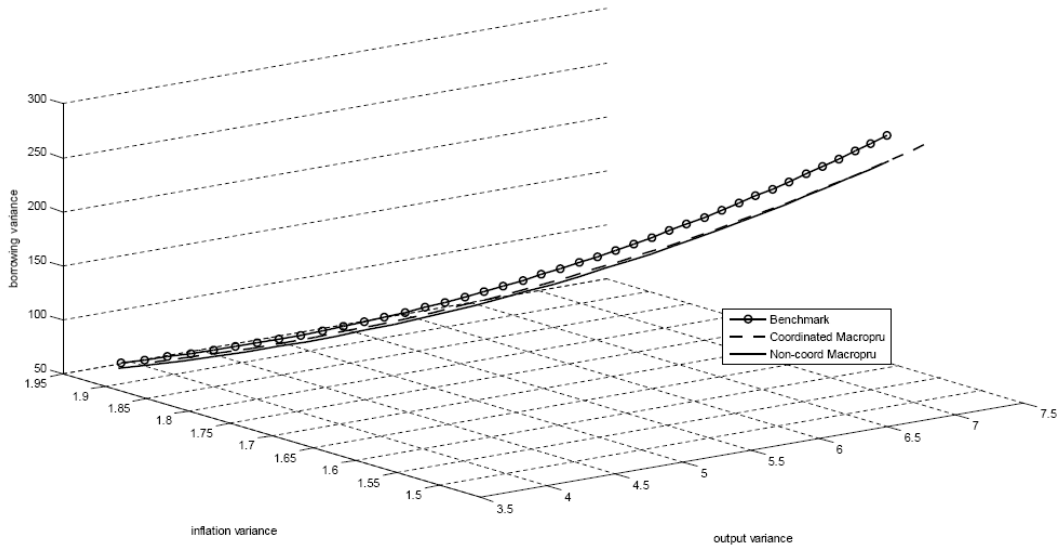


Figure 5: Three dimensional efficiency frontier.

The economy can benefit from a more stable financial system and a lower systemic risk with a higher welfare, as we proved in previous sections. However, if the situation is the opposite and there is a high variability of borrowing, the financial system will be more unstable: with credit being more variable, consumption would also be more variable, the systemic risk will increase and, therefore, welfare will be lower.

Figure 5 presents our augmented policy frontier which is three-dimensional, since it takes into account three policy objectives: output, inflation and financial stabilization. The first two correspond to the standard objectives of the central bank, while the third one would be the objective of the macroprudential regulator. As in previous cases, we are comparing the macroprudential (coordinated and non-coordinated) with the no macroprudential scenario (benchmark). Here, curves are preferable the lower (less borrowing variance) and closer to the inflation and output variance origin (less inflation and output variability) are. We see that when we take the three dimensions together, macroprudential and monetary policies interacting with each other manage to deliver a more stable scenario, which includes not only macroeconomic stability but also financial stability. These results represent a way to convey the findings in previous sections, that is, the introduction of the macroprudential policy is welfare enhancing because it is delivering a more stable system.

## 5 Concluding Remarks

In this paper, we analyze the impact of macroprudential and monetary policies on business cycles, welfare, and financial stability. In particular, we consider a macroprudential rule on the LTV ratio that responds to credit growth.

We compute the optimal parameters of the macroprudential and monetary rule both when monetary and macroprudential policies act in a coordinated and in a non-coordinated way. We find that in both cases, this interaction is welfare improving for the society, especially in the case of the non-coordinated game. However, there is a trade-off between the agents of the model and savers lose from this new scenario. We find that by transfers *à-la*-Kaldor-Hicks, so that borrowers can compensate the saver's welfare loss, a Pareto-superior outcome can be obtained.

From a positive perspective, we show the dynamics of the model under the optimal parameters that maximize welfare. We find that, given a positive technology or housing demand shock, the macroprudential authority would decrease the LTV to moderate the credit boom. In this way, it can achieve its ultimate goal: financial stability.

We also show graphically, with a three dimensional policy frontier, that the interaction between monetary and macroprudential policies unambiguously enhances the stability of the economic system.

# Appendix

## Main Equations

$$\frac{1}{C_{s,t}} = \beta^s E_t \left( \frac{R_t}{\pi_{t+1} C_{s,t+1}} \right), \quad (29)$$

$$w_t^s = (N_{s,t})^{\eta-1} C_{s,t}, \quad (30)$$

$$\frac{j}{H_{s,t}} = \frac{1}{C_{s,t}} q_t - \beta^s E_t \frac{1}{C_{s,t+1}} q_{t+1}. \quad (31)$$

$$\frac{1}{C_{b,t}} = \beta^b E_t \left( \frac{R_t}{\pi_{t+1} C_{b,t+1}} \right) + \lambda_t R_t, \quad (32)$$

$$w_{b,t} = (N_{b,t})^{\eta-1} C_{b,t}, \quad (33)$$

$$\frac{j}{H_{b,t}} = \frac{1}{C_{b,t}} q_t - \beta^b E_t \left( \frac{1}{C_{b,t+1}} q_{t+1} \right) - \lambda_t^b k_t E_t (q_{t+1} \pi_{t+1}). \quad (34)$$

$$E_t \frac{R_t}{\pi_{t+1}} b_t = k_t E_t q_{t+1} H_{b,t}, \quad (35)$$

$$C_{b,t} + q_t H_{b,t} + \frac{R_{t-1} b_{t-1}}{\pi_t} = q_t H_{b,t-1} + w_{b,t} L_{b,t} + b_t, \quad (36)$$

$$w_{s,t} = \frac{1}{X_t} \alpha \frac{Y_t}{N_{s,t}}, \quad (37)$$

$$w_{b,t} = \frac{1}{X_t} (1 - \alpha) \frac{Y_t}{N_{b,t}}, \quad (38)$$

$$\hat{\pi}_t = \beta E_t \hat{\pi}_{t+1} - \psi \hat{x}_t + u_{\pi t} \quad (39)$$

$$W_{s,t} \equiv E_t \sum_{m=0}^{\infty} \beta_s^m \left[ \log C_{s,t+m} + j \log H_{s,t+m} - \frac{(N_{s,t+m})^\eta}{\eta} \right], \quad (40)$$

$$W_{b,t} \equiv E_t \sum_{m=0}^{\infty} \beta_b^m \left[ \log C_{b,t+m} + j \log H_{b,t+m} - \frac{(N_{b,t+m})^\eta}{\eta} \right], \quad (41)$$

$$W_t = (1 - \beta_s) W_{s,t} + (1 - \beta_b) W_{b,t}. \quad (42)$$

## References

- [1] Abraham, J., Pavlov, A., Wachter, S., (2008), "Explaining the United States' uniquely bad Housing Market", *Wharton Real Estate Review* 12 (1), 24–41.
- [2] Agénor, P., Pereira da Silva, L., (2011), *Macroeconomic Stability, Financial Stability, and Monetary Policy Rules*, Ferdi Working Paper, 29
- [3] Allen, F. and Carletti, E. (2013) 'Systemic risk from real estate and macro-prudential regulation', *Int. J. Banking, Accounting and Finance*, Vol. 5, Nos. 1/2, pp.28–48
- [4] Almeida, H., Campello, M. and Liu, C. (2006), 'The financial accelerator: evidence from international housing markets', *Review of Finance* 10, pp. 1-32.
- [5] Angelini, P., Neri, S., Panetta, F., (2012), *Monetary and macroprudential policies*, Working Paper Series 1449, European Central Bank.
- [6] Antipa, P., Mengus, E. and Mojon, B. (2010) *Would macroprudential policy have prevented the Great Recession?* Mimeo, Banque de France
- [7] Ascari, G., Ropele, T., (2009), *Disinflation in a DSGE Perspective: Sacrifice Ratio or Welfare Gain Ratio?*, Kiel Institute for the World Economy Working Paper, 1499
- [8] Bean, C. (2009) *The great moderation, the great panic and the great contraction*. Schumpeter Lecture delivered at the Annual Congress of the European Economic Association, Barcelona, 25 August 2009.
- [9] Bean, C., Paustian, M., Penalver, A. and Taylor, T. (2010), *Monetary policy after the fall*. Paper presented at the Federal Reserve Bank of Kansas City Annual Conference, Jackson Hole, Wyoming
- [10] Beau, D., Clerc, L., Mojon, B., (2012), *Macro-prudential policy and the conduct of monetary policy*, mimeo, Bank of France

- [11] Benigno, P., Woodford, M., (2008), Linear-Quadratic Approximation of Optimal Policy Problems, mimeo
- [12] Borio, C., Shim, I., (2007), What can (macro-) policy do to support monetary policy?, BIS Working Paper, 242
- [13] Brázdk, F., Hlaváček, M., Maršal, A., (2012), "Survey of Research on Financial Sector Modeling within DSGE Models: What Central Banks Can Learn from it", Czech Journal of Economics and Finance , 62 (3)
- [14] Brzoza-Brzezina, M., Kolasaz, M., Makarskix, K., (2012), Macroprudential policy and imbalances in the euro area , mimeo
- [15] Campbell, J., Hercowitz, Z., (2009), "Welfare Implications of the Transition to High Household Debt", Journal of Monetary Economics, 56 (1), 1-16
- [16] Caruana, J., (2010a), Macroprudential policy: what we have learned and where we are going, Keynote speech at the Second Financial Stability Conference of the International Journal of Central Banking, Bank of Spain
- [17] Caruana, J., (2010b). The Challenge of Taking Macroprudential Decisions: Who Will Press Which Button(s)?, in Macroprudential Regulatory Policies. The New Road to Financial Stability? Edited by Stijn Claessens, Douglas Evanoff, George Kaufman and Laura Kodres. World Scientific, New Jersey
- [18] Clement, P. (2010). The term “macroprudential”: origins and evolution, BIS Quarterly Review
- [19] Committee on the Global Financial System (2010a), The role of margin requirements and haircuts in procyclicality, CGFS Papers, 36
- [20] Committee on the Global Financial System (2010b), Macroprudential instruments and frameworks: A stocktaking of issues and experiences, CGFS Papers, 38
- [21] Committee on the Global Financial System (2012), Operationalising the selection and application of macroprudential instruments, CGFS Papers, 48
- [22] Del Negro, M., Eggertsson, G., Ferrero, A. and Kiyotaki, N. (2010) The great escape? A quantitative evaluation of the fed’s non-standard policies. Mimeo, New York Fed.

- [23] Domeij, D., Flodén, M., (2006) "The Labor-Supply Elasticity and Borrowing Constraints: Why Estimates are Biased." *Review of Economic Dynamics*, 9, 242-262
- [24] Duca, J.V., Muellbauer, J., Murphy, A., (2011), *Shifting Credit Standards and the Boom and Bust in US House Prices*, SERC Discussion Paper 76.
- [25] Financial Stability Board, Bank for International Settlements and International Monetary Fund (2009). *Guidance to assess the systemic importance of financial institutions, markets and instruments: initial considerations*
- [26] Financial Stability Board, Bank for International Settlements and International Monetary Fund (2011). *Macroprudential policy tools and frameworks. Update to G20 Finance Ministers and Central Bank Governors*
- [27] Funke, M., Paetz, M., (2012), *A DSGE-Based Assessment of Nonlinear Loan-to-Value Policies: Evidence from Hong Kong*, BOFIT Discussion Paper No. 11/2012
- [28] Galati, G. and Moessner, R. (2013). *Macroprudential Policy – A Literature Review*. *Journal of Economic Surveys* Vol. 27, No. 5, pp. 846–878
- [29] Galvão, A.B., Owyang, M. T., (2013), *Measuring Macro-Financial Conditions using a Factor-Augmented Smooth-Transition Vector Autoregression*, Mimeo
- [30] Gelain, P., Lansing, K., Mendicino, C., (2013), "House Prices, Credit Growth, and Excess Volatility: Implications for Monetary and Macroprudential Policy", *International Journal of Central Banking*, 9 (2)
- [31] Gerali, A., Neri, S., Sessa, S. and Signoretti, F. (2010) *Credit and banking in a DSGE model of the euro area*. Bank of Italy Economic Working Papers No. 740.
- [32] Goodhart, C.A.E. (2004) *Some new directions for financial stability? The Per Jacobsson Lecture*, Zürich
- [33] Gruss, B., Sgherri, S., (2009), *The Volatility Costs of Procyclical Lending Standards: An Assessment Using a DSGE Model*, IMF Working Paper, 09/35.
- [34] Herring, R., and S. Wachter, (1999), *Real Estate Booms and Banking Busts—An International Perspective*, Group of Thirty Occasional Papers No. 58.

- [35] Iacoviello, M., (2005) "House Prices, Borrowing Constraints and Monetary Policy in the Business Cycle." *American Economic Review*, 95 (3), 739-764
- [36] Iacoviello, M., (2011), *Financial Business Cycles*, Mimeo, Federal Reserve Board
- [37] Iacoviello, M. , Neri, S., (2010), "Housing Market Spillovers: Evidence from an Estimated DSGE Model," *American Economic Journal: Macroeconomics*, 2, 125–164.
- [38] IMF, Monetary and Capital Markets Division, (2011), *Macroprudential Policy: An Organizing Framework*, mimeo, IMF
- [39] Jeanne, O., Korinek, A., (2011), *Macroprudential Regulation versus mopping after the Crash*, mimeo
- [40] Kannan, P., Rabanal, P., Scott, A., (2012), "Monetary and Macroprudential Policy Rules in a Model with House Price Booms", *The B.E. Journal of Macroeconomics, Contributions*, 12 (1)
- [41] Lawrance, E., (1991), "Poverty and the Rate of Time Preference: Evidence from Panel Data", *The Journal of Political Economy*, 99 (1), 54-77
- [42] Lim, C.H., Columba, F., Costa, A., Kongsamut, P., Otani, A., Saiyid, M., Wezel, T., Wu, X., (2011), *Macroprudential policy: what instruments and how to use them? Lessons from country experiences*, IMF Working Paper 11/238.
- [43] McCallum, B., (2001), "Should Monetary Policy Respond Strongly To Output Gaps?," *American Economic Review*, 91(2), 258-262
- [44] McCauley, R., (2009), *Macroprudential policy in emerging markets*, Presentation at the Central Bank of Nigeria's 50th Anniversary International Conference on Central banking, financial system stability and growth, 4–9 May.
- [45] Mendicino, C., Pescatori, A., (2007), *Credit Frictions, Housing Prices and Optimal Monetary Policy Rules*, mimeo
- [46] Monacelli, T., (2006), "Optimal Monetary Policy with Collateralized Household Debt and Borrowing Constraint," in conference proceedings "Monetary Policy and Asset Prices" edited by J. Campbell.
- [47] Mundell, R., (1962) "The Appropriate Use of Monetary and Fiscal Policy for Internal and External Stability", *IMF Staff Papers* 9: 70-79.

- [48] N'Diaye, P., (2009), Countercyclical macro prudential policies in a supporting role to monetary policy, IMF Working Paper
- [49] Posner, R. (2007), *Economic Analysis of Law* (Seventh ed.), Austin, TX: Wolters Kluwer.
- [50] Quint, D., Rabanal, P., (2011), Monetary and Macroprudential Policy in an Estimated DSGE Model of the Euro Area, Paper presented at the 12th Jacques Polak Annual Research Conference
- [51] Recommendation of the European Systemic Risk Board (2013) Official Journal of the European Union of 15.6.2013, on intermediate objectives and instruments of macro-prudential policy.
- [52] Reinhart, C., Rogoff, K., (2009), "This Time is Different: Eight Centuries of Financial Folly", Princeton University Press
- [53] Saurina, J., (2009a), Dynamic provisioning. The experience of Spain, in Crisis Response. Public Policy for the Private Sector, note 7, World Bank
- [54] Saurina, J., (2009b), "Loan loss provisions in Spain. A working macroprudential tool", *Revista de Estabilidad Financiera*, 17, Bank of Spain, 11–26.
- [55] Schmitt-Grohe, S., Uribe, M., (2004), "Solving Dynamic General Equilibrium Models Using a Second-Order Approximation to the Policy Function," *Journal of Economic Dynamics and Control*, 28, 755-775
- [56] Smith A., (2009), Comment on "Welfare Implications of the Transition to High Household Debt" by Campbell J., Hercowitz, Z., *Journal of Monetary Economics*, 56 (1)
- [57] Suh, H., (2011), Simple, Implementable Optimal Macroprudential Policy, Mimeo, Indiana University
- [58] Tinbergen, J. (1952) *On the Theory of Economic Policy*. Amsterdam: North Holland Publishing Company.
- [59] Volcker, P., (2010), Protecting the Stability of Global Financial Markets, in *Macroprudential Regulatory Policies. The New Road to Financial Stability?* Edited by Stijn Claessens, Douglas Evanoff, George Kaufman and Laura Kodres. World Scientific, New Jersey